

Data as of 3/31/24

### WHY INVEST IN STXE



**Strive believes China risk is investment risk** and this risk is underappreciated in the market due to conflicts of interest at many large asset managers.



**Since Day 1 Strive has committed to not doing business in China** because we cannot be good fiduciaries to both American and Chinese clients.



**Unlock value via our commitment to shareholder primacy** achieved through using our voice and vote to lead companies to focus on excellence.



**Core portfolio position** Use STXE as the core equity emerging market exposure in your portfolio to seek long-term value without Chinese companies.

### FUND DESCRIPTION

**STXE** is a passively managed exchange-traded fund (ETF) that seeks to provide exposure to large- and mid-capitalization companies in emerging markets securities while excluding China securities and their related risk.

### KEY DETAILS

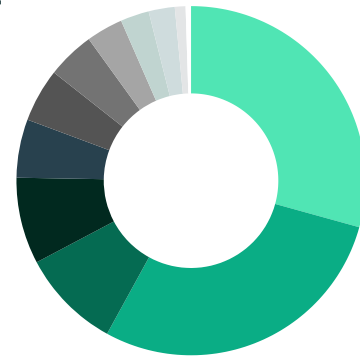
Ticker	<b>STXE</b>
CUSIP	<b>02072L698</b>
Expense Ratio	<b>0.32%</b>
Primary Exchange	<b>NYSE</b>
Category	<b>Emerging Markets</b>
Inception Date	<b>01/31/2023</b>
Benchmark	<b>Bloomberg Emerging Markets Ex-China Large &amp; Mid-Cap Net Total Return Index (EMXCNT)</b>

### TOP 10 HOLDINGS\*

Company	Weight (%)
Taiwan Semiconductor	11.16
Samsung Electronics Co Ltd	6.56
Saudi Arabian Oil Co	4.28
HDFC Bank Ltd	2.71
Reliance Industries Ltd	2.31
Al Rajhi Bank	1.91
ICICI Bank Ltd	1.83
SK Hynix Inc	1.41
Infosys Ltd	1.21
Hon Hai Precision Industry Co	1.07

### SECTOR BREAKDOWN\*

Sector	Weight (%)
Financials	29.30
Technology	28.69
Energy	9.28
Materials	8.01
Consumer Staples	5.41
Communications	4.95
Consumer Discretionary	4.41
Industrials	3.40
Utilities	2.65
Health Care	2.42
Real Estate	0.99
Other	0.50



### PERFORMANCE

	1 Year	3 Year	5 Year	10 Year	Since Inception
<b>NAV</b>	17.86%	—	—	—	12.70%
<b>Market Price</b>	17.25%	—	—	—	13.10%
<b>Benchmark</b>	20.81%	—	—	—	14.53%

*The performance data quoted represents past performance. Past performance does not guarantee future results. The investment return and principal value of an investment will fluctuate so that an investor's shares, when sold or redeemed, may be worth more or less than their original cost and current performance may be lower or higher than the performance quoted. Performance current to the most recent month-end can be obtained by calling 855-427-7360. Short term performance, in particular, is not a good indication of the fund's future performance, and an investment should not be made based solely on returns.*

Data as of 3/31/24

### Growth of \$10,000 Since January 31, 2023

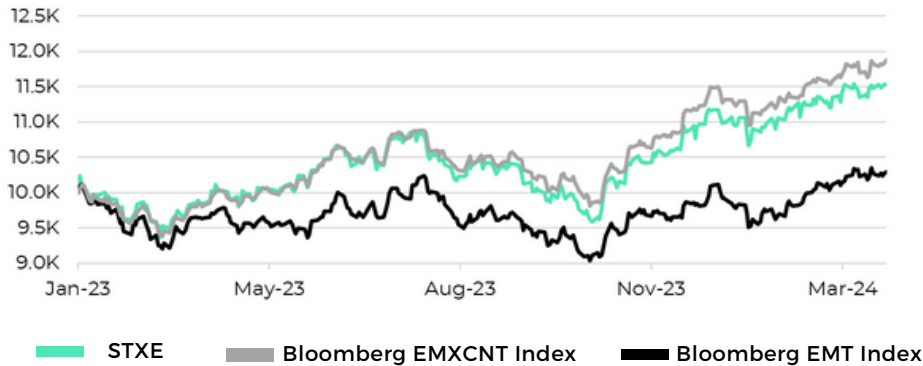
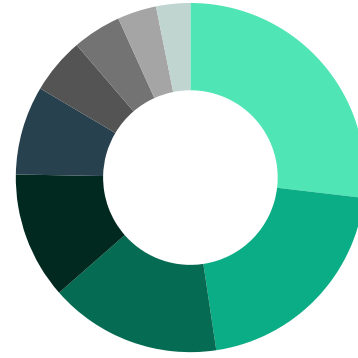


Chart reflects growth of a hypothetical \$10,000 investment and assumes reinvestment of dividends and capital gains. **Past performance is not indicative of future results. Index performance may differ from fund performance. Indexes are not managed, and one cannot invest directly into an index.**

### COUNTRY BREAKDOWN\*

Weight (%)

India	23.7
Taiwan	18.4
South Korea	14.1
Saudi Arabia	10.4
Brazil	7.3
UAE	4.6
Mexico	4.0
Indonesia	3.2
Thailand	2.8



\*subject to change

**Investors should consider the investment objectives, risks, charges and expenses carefully before investing. For a prospectus or summary prospectus with this and other information about the Fund, please call 855-427-7360 or visit our website at [www.strivefunds.com](http://www.strivefunds.com). Read the prospectus or summary prospectus carefully before investing.**

#### Important Risks

Investments involve risk. Principal loss is possible. **Emerging Markets Risk.** Investments in securities and instruments traded in developing or emerging markets, or that provide exposure to those securities or markets, can involve additional risks relating to political, economic, or regulatory conditions not associated with investments in U.S. securities and instruments. **Equity Investing Risk.** An investment in the Fund involves risks similar to those of investing in any fund holding equity securities, such as market fluctuations, changes in interest rates and perceived trends in stock prices. The values of equity securities could decline generally or could underperform other investments. **Passive Investment Risk.** The Fund is not actively managed, and the Sub-Adviser will not sell any investments due to current or projected underperformance of the securities, industries or sector in which it invests, unless the investment is removed from the Index, sold in connection with a rebalancing of the Index as addressed in the Index methodology, or sold to comply with the Fund's investment limitations (for example, to maintain the Fund's tax status). The Fund will maintain investments until changes to its Index are triggered, which could cause the Fund's return to be lower than if the Fund employed an active strategy. **Tracking Error Risk.** As with all index funds, the performance of the Fund and its respective Index may differ for a variety of reasons. For example, the Fund incurs operating expenses and portfolio transaction costs not incurred by the Index. In addition, the Fund may not be fully invested in the securities of the Index at all times or may hold securities not included in the Index. **Index Calculation Risk.** The Index relies on various sources of information to assess the criteria of issuers included in the Index, including fundamental information that may be based on assumptions and estimates.

Shares of ETFs are bought and sold at market price (not NAV) and are not individually redeemed from the fund. Any applicable brokerage commissions will reduce returns.

The Strive ETFs are distributed by Quasar Distributors, LLC.

Strive is the sub-adviser for the Fund, and has been given the responsibility to vote proxies related to the securities held by the Fund pursuant to its Proxy Voting Policies and Procedures (Proxy Policy). Information about the delegation of voting responsibility and Strive's Proxy Policy can be found in the Fund's Statement of Additional Information at [strivefunds.com/STXE](http://strivefunds.com/STXE).

#### Glossary:

**Bloomberg Emerging Markets Ex-China Large & Mid-Cap Net Total Return Index:** Bloomberg LP ("Bloomberg") is the licensor of The Bloomberg Emerging Market ex China Large & Mid Cap Index (the "Index") and Bloomberg EMT Index - Bloomberg Emerging Markets Large & Mid-Cap Net Total Return Index. Bloomberg Emerging Markets ex China Large & Mid Cap Total Return Index is a float market-cap-weighted equity benchmark that covers 85% market cap of the measured market.

**Market Price:** The current price at which shares are bought and sold. Market returns are based upon the last trade price.

**NAV:** The dollar value of a single share, based on the value of the underlying assets of the fund minus its liabilities, divided by the number of shares outstanding. Calculated at the end of each business day.

**Not FDIC Insured. No Bank Guarantee. May Lose Value**

[ir@strive.com](mailto:ir@strive.com) • 855-427-7360 • [strive.com](http://strive.com)