




Data as of 12/31/24

WHY INVEST IN STRV

 **Diversified large cap exposure** to 500 largest U.S. corporations.

 **Unlock value via our commitment to shareholder primacy** achieved through using our voice and vote to lead companies to focus on excellence.

 **Cost Efficient:** Active engagement with management teams and boards to create value, for low-cost index fee

 **Core portfolio position:** Use STRV as the core equity holding in your portfolio to seek long-term growth, while better aligning proxy voting with client interests.

FUND DESCRIPTION

STRV is a passively managed exchange-traded fund (ETF) that seeks to provide exposure to the U.S. large capitalization market segment. This low cost option consists of equity securities of the 500 largest U.S. companies in the U.S. stock market.

KEY DETAILS

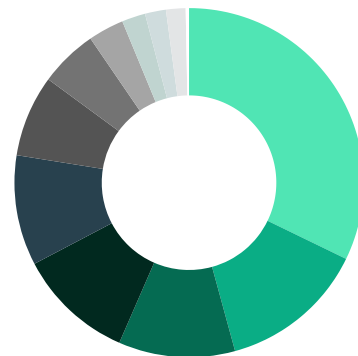
Ticker	STRV
CUSIP	02072L680
Expense Ratio	0.0545%
Primary Exchange	NYSE
Category	Large Cap
Inception Date	09/15/2022
Benchmark ¹	Bloomberg US Large Cap Index (B500T)

TOP 10 HOLDINGS*

Company	Weight (%)
Apple Inc	7.4%
NVIDIA Corp	6.4%
Microsoft Corp	6.3%
Amazon.com Inc	4.1%
Meta Platforms Inc	2.6%
Tesla Inc	2.3%
Alphabet Inc	2.2%
Broadcom Inc	2.1%
Alphabet Inc	1.8%
JPMORGAN CHASE & CO.	1.3%

SECTOR BREAKDOWN*

	Weight (%)
Technology	32.19%
Financials	13.56%
Communications	10.79%
Consumer Discretionary	10.77%
Health Care	10.21%
Industrials	7.56%
Consumer Staples	5.37%
Energy	3.31%
Utilities	2.18%
Real Estate	1.94%
Materials	1.81%
Other	0.31%



PERFORMANCE

	1 Year	3 Year	5 Year	10 Year	Since Inception
NAV	25.14%	—	—	—	21.00%
Market Price	25.13%	—	—	—	21.03%
Benchmark	25.26%	—	—	—	21.08%

The performance data quoted represents past performance. Past performance does not guarantee future results. The investment return and principal value of an investment will fluctuate so that an investor's shares, when sold or redeemed, may be worth more or less than their original cost and current performance may be lower or higher than the performance quoted. Performance current to the most recent month-end can be obtained by calling 855-427-7360. Short term performance, in particular, is not a good indication of the fund's future performance, and an investment should not be made based solely on returns.

Data as of 12/31/24

Growth of \$10,000 Since September 15, 2022

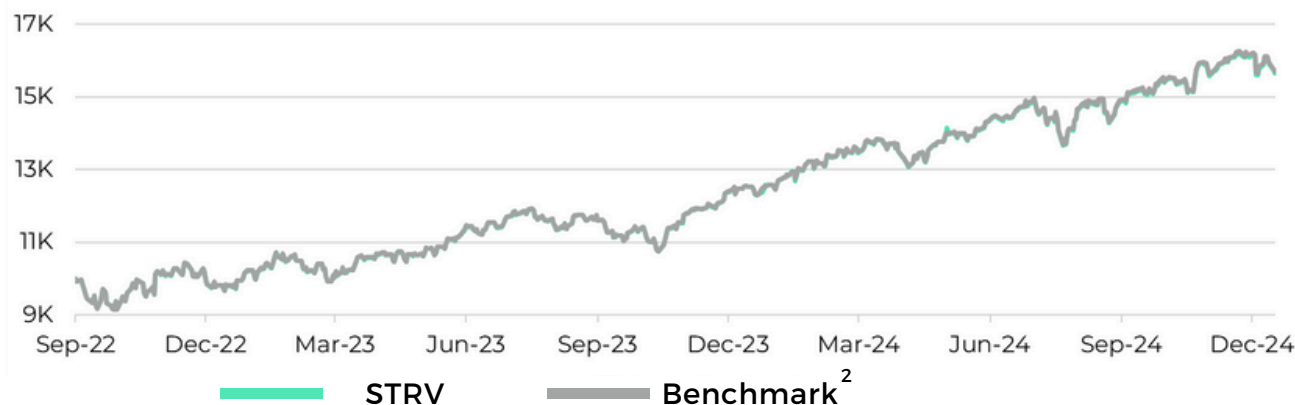


Chart reflects growth of a hypothetical \$10,000 investment and assumes reinvestment of dividends and capital gains. Past performance is not indicative of future results. Index performance may differ from fund performance. Indexes are not managed, and one cannot invest directly into an index

Investors should consider the investment objectives, risks, charges and expenses carefully before investing. For a prospectus or summary prospectus with this and other information about the Fund, please call 855-427-7360 or visit our website at www.strivefunds.com. Read the prospectus or summary prospectus carefully before investing.

Investments involve risk. Principal loss is possible. **Large Capitalization Companies Risk.** Large-capitalization companies may trail the returns of the overall stock market. Large-capitalization stocks tend to go through cycles of doing better – or worse – than the stock market in general. **Passive Investment Risk.** The Fund is not actively managed, and the Sub-Adviser will not sell any investments due to current or projected underperformance of the securities, industries or sector in which it invests, unless the investment is removed from the Index, sold in connection with a rebalancing of the Index as addressed in the Index methodology, or sold to comply with the Fund's investment limitations (for example, to maintain the Fund's tax status). The Fund will maintain investments until changes to its Index are triggered, which could cause the Fund's return to be lower than if the Fund employed an active strategy. **Tracking Error Risk.** As with all index funds, the performance of the Fund and its respective Index may differ for a variety of reasons. For example, the Fund incurs operating expenses and portfolio transaction costs not incurred by the Index. In addition, the Fund may not be fully invested in the securities of the Index at all times or may hold securities not included in the Index. **Index Calculation Risk.** The Index relies on various sources of information to assess the criteria of issuers included in the Index, including fundamental information that may be based on assumptions and estimates.

The Strive ETFs are distributed by Quasar Distributors, LLC. Shares of ETFs are bought and sold at market price (not NAV) and are not individually redeemed from the fund. Any applicable brokerage commissions will reduce returns.

1. On or about January 26, 2024, the STRV ETF benchmark was changed from Solactive GBS United States 500 Index TR (US500T) to the Bloomberg US Large Cap Index (B500T). See the latest prospectus for more information.

2. Benchmark reflects hypothetical growth of the Solactive GBS United States 500 Index (US500T) from fund inception through 01/26/24. From 01/26/24 to present, benchmark will reflect hypothetical growth of the Bloomberg US Large Cap Index (B500T).

Glossary:

Bloomberg US Large Cap Index: Bloomberg LP ("Bloomberg") is the licensor of the Bloomberg US Large Cap Index. The Bloomberg US Large Cap Index is a float market-cap-weighted benchmark of the 500 most highly capitalized US companies.

Market Price: The current price at which shares are bought and sold. Market returns are based upon the last trade price.

NAV: The dollar value of a single share, based on the value of the underlying assets of the fund minus its liabilities, divided by the number of shares outstanding. Calculated at the end of each business day.

Not FDIC Insured. No Bank Guarantee. May Lose Value

ir@strive.com • 855-427-7360 • strive.com