

Data as of 9/30/24

WHY INVEST IN FTWO



Fuel: Energy prices may continue to rise due to strong demand coupled with supply constraints, and could potentially spike upon geopolitical shocks from Russia, China, and Iran.



Aerospace: Geopolitical risks may increase defense spending due to potential conflicts.



Agriculture: A growing middle class in emerging markets may drive record agricultural demand.



Nuclear: Energy shortages and climate concerns have the potential to rehabilitate nuclear energy's reputation across political divides, which may lead to deregulation amid safety and efficiency breakthroughs.



Gold: The classic inflation hedge may outperform in a decade of higher interest rates and sticky inflation.

FUND DESCRIPTION

FTWO is a passively managed exchange-traded fund (ETF) that consists of large- and mid-capitalization companies that are engaged in national security and natural resource security. It provides exposure to the fuel, aerospace & defense, agriculture, nuclear, and gold & precious metals subsectors.

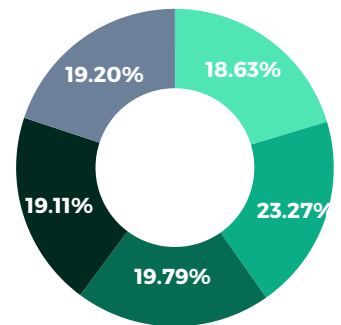
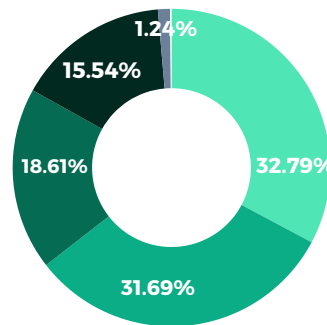
KEY DETAILS

Ticker	FTWO
CUSIP	02072L557
Expense Ratio	0.49%
Primary Exchange	NYSE Arca
Category	Multi-Sector
Inception Date	08/31/2023
Benchmark	Bloomberg FAANG 2.0 Select Total Return Index (BFAANGST)

TOP 10 HOLDINGS*

Company	Weight (%)	Sector
Constellation Energy	12.79%	Nuclear
Deere & Co	8.03%	Agriculture
Exxon Mobil Corp	7.69%	Fuel
Freeport-McMoRan Inc	5.56%	Gold
General Electric Co	4.24%	Fuel
Chevron Corp	4.08%	Fuel
Cameco Corp	3.98%	Gold
Newmont Corp	3.88%	Gold
RTX Corp	3.32%	Aerospace
Corteva Inc	3.08%	Agriculture

SECTOR WEIGHTING*



PERFORMANCE

	1 Year	3 Year	5 Year	10 Year	Since Inception
NAV	31.52%	—	—	—	23.37%
Market Price	31.35%	—	—	—	23.30%
Benchmark	32.24%	—	—	—	24.10%

The performance data quoted represents past performance. Past performance does not guarantee future results. The investment return and principal value of an investment will fluctuate so that an investor's shares, when sold or redeemed, may be worth more or less than their original cost and current performance may be lower or higher than the performance quoted. Performance current to the most recent month-end can be obtained by calling 855-427-7360. Short term performance, in particular, is not a good indication of the fund's future performance, and an investment should not be made based solely on returns. Performance greater than 1 year is annualized.

Data as of 9/30/24

Growth of \$10,000 Since August 31, 2023

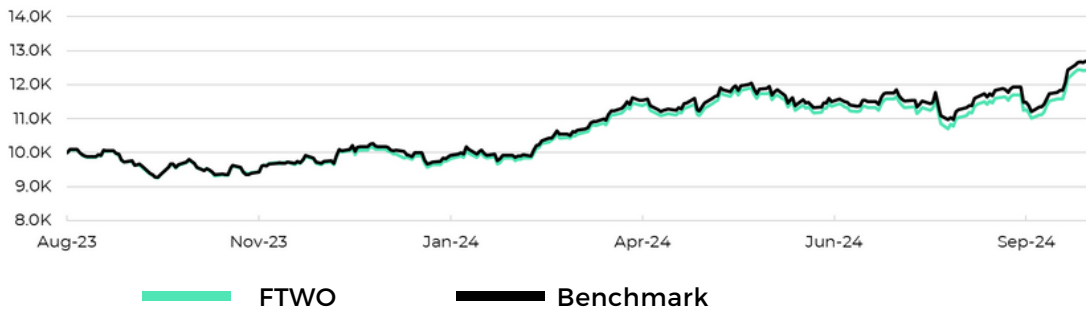


Chart reflects growth of a hypothetical \$10,000 investment and assumes reinvestment of dividends and capital gains. **Past performance is not indicative of future results. Index performance may differ from fund performance. Indexes are not managed, and one cannot invest directly into an index**

Investors should consider the investment objectives, risks, charges and expenses carefully before investing. For a prospectus or summary prospectus with this and other information about the Fund, please call 855-427-7360 or visit our website at www.strivefunds.com. Read the prospectus or summary prospectus carefully before investing.

Important Risks

Investments involve risk. Principal loss is possible. **Oil and Gas Sector Risk.** The profitability of companies in the oil and gas sector is related to worldwide energy prices, exploration costs, and production spending. **Aerospace and Defense Sector Risk.** Aerospace and defense companies can be significantly affected by government aerospace and defense regulation and spending policies because companies involved in this industry rely to a significant extent on U.S. (and other) government demand for their products and services. **Nuclear Energy Sector Risk.** The Fund will be sensitive to, and its performance will depend to a greater extent on, the overall condition of nuclear energy companies. **Agriculture Sector Risk.** Economic forces, including forces affecting agricultural markets, as well as government policies and regulations affecting agriculture companies, could adversely impact the Fund's investments. Agricultural and livestock production and trade flows are significantly affected by government policies and regulations. **Gold and Precious Metals Risk.** The Fund will be sensitive to changes in the overall condition of the gold, precious metals and mining sector. **Passive Investment Risk.** The Fund is not actively managed, and the Sub-Adviser will not sell any investments due to current or projected underperformance of the securities, industries or sector in which it invests, unless the investment is removed from the Index, sold in connection with a rebalancing of the Index as addressed in the Index methodology, or sold to comply with the Fund's investment limitations (for example, to maintain the Fund's tax status). The Fund will maintain investments until changes to its Index are triggered, which could cause the Fund's return to be lower than if the Fund employed an active strategy. **Tracking Error Risk.** As with all index funds, the performance of the Fund and its respective Index may differ for a variety of reasons. For example, the Fund incurs operating expenses and portfolio transaction costs not incurred by the Index. In addition, the Fund may not be fully invested in the securities of the Index at all times or may hold securities not included in the Index. **Index Calculation Risk.** The Index relies on various sources of information to assess the criteria of issuers included in the Index, including fundamental information that may be based on assumptions and estimates. Neither the Fund, the Adviser, the Sub-Adviser nor the Index Provider can offer assurances that the Index's calculation methodology or sources of information will provide a correct valuation of securities, nor can they guarantee the availability or timeliness of the production of the Index. **Concentration Risk.** In following its methodology, the Index will be concentrated to a significant degree in securities of issuers located in the Fuel, Aerospace, Agriculture and Gold sectors. By concentrating its investments in the Fuel, Aerospace, Agriculture and Gold sectors, the Fund may face more risks than if it were diversified broadly over numerous industries or groups of industries. **Geopolitical/Natural Disaster Risks.** The Fund's investments are subject to geopolitical and natural disaster risks, such as war, terrorism, trade disputes, political or economic dysfunction within some nations, public health crises and related geopolitical events, as well as environmental disasters, epidemics and/or pandemics, which may add to instability in world economies and volatility in markets. The impact may be short-term or may last for extended periods. **New Fund Risk.** The Fund is a recently organized management investment company with no operating history. As a result, prospective investors have no track record or history on which to base their investment decision. There can be no assurance that the Fund will grow to or maintain an economically viable size.

The Strive ETFs are distributed by Quasar Distributors, LLC. Shares of ETFs are bought and sold at market price (not NAV) and are not individually redeemed from the fund. Any applicable brokerage commissions will reduce returns.

1. Effective August 16, 2024, the name of the Fund has changed from Strive FAANG 2.0 ETF to Strive Natural Resources and Security ETF

Glossary:

Bloomberg FAANG 2.0 Select Total Return Index: Bloomberg LP ("Bloomberg") is the licensor of the Bloomberg FAANG Select Total Return Index. Bloomberg FAANG 2.0 Select Total Return Index is constructed to track the performance of companies in US and Canada that are engaged in national and natural resource security. Companies must have their primary business activities involved in Fuel (F), Aerospace & Defense (A), Agriculture (A), Nuclear (N), and Gold and other Base & Precious Metals (G).

Market Price: The current price at which shares are bought and sold. Market returns are based upon the last trade price.

NAV: The dollar value of a single share, based on the value of the underlying assets of the fund minus its liabilities, divided by the number of shares outstanding. Calculated at the end of each business day.

Not FDIC Insured. No Bank Guarantee. May Lose Value

ir@strive.com • 855-427-7360 • strive.com