




Data as of 08/31/23

## WHY INVEST IN FTWO

 **Increased resource dependence expectation on hard assets** due to a world with rising inflation and geopolitical risks.

 **Unlock value via an unwavering commitment to shareholder primacy** achieved through using our voice and vote to lead companies to focus on excellence.

 **Cost efficient:** Active engagement with management teams and boards to create value for low-cost index fee.

 **Gain exposure to a number of the largest market cap securities** in fuel, aerospace, agriculture, nuclear, and gold and precious metals mining.

## FUND OBJECTIVE

FTWO is a passively managed exchange-traded fund (ETF) that seeks to track the total return performance, before fees and expenses, of an index composed of companies that are engaged in national security and natural resource security.

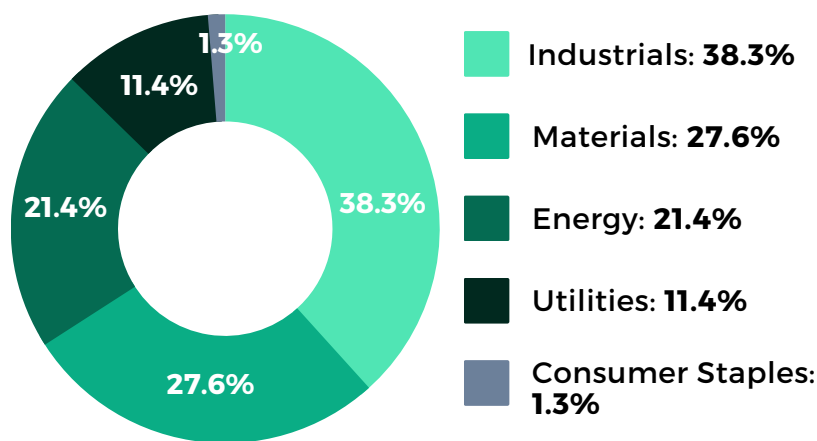
## KEY DETAILS

Ticker	FTWO
CUSIP	02072L557
Expense Ratio	0.49%
Primary Exchange	NYSE Arca
Category	Multi-Sector
Inception Date	08/31/2023
Benchmark	Bloomberg FAANG 2.0 Select Index

## TOP 10 HOLDINGS\*

Company	Weight (%)
Deere & Co	8.9
General Electric Co	7.0
Exxon Mobil Corp	6.9
Freeport-McMoran Inc	4.9
Boeing Co	4.3
Chevron Corp	4.3
Southern Co	4.2
RTX Corp	4.0
Duke Energy Corp	3.9
Lockheed Martin Corp	3.6

## SECTOR WEIGHTING\*



9/30/23

## PERFORMANCE

	Quarter	1 Year	5 Year	10 Year	Since Inception
NAV	N/A	N/A	N/A	N/A	N/A
Market Price	N/A	N/A	N/A	N/A	N/A
Benchmark	N/A	N/A	N/A	N/A	N/A

The performance data quoted represents past performance. Past performance does not guarantee future results. The investment return and principal value of an investment will fluctuate so that an investor's shares, when sold or redeemed, may be worth more or less than their original cost and current performance may be lower or higher than the performance quoted. Performance current to the most recent month-end can be obtained by calling 855-427-7360. Short term performance, in particular, is not a good indication of the fund's future performance, and an investment should not be made based solely on returns. Performance greater than 1 year is annualized.

Data as of 08/31/23

## Growth of \$10,000 Since April 3, 2015



Chart reflects growth of a hypothetical \$10,000 investment and assumes reinvestment of dividends and capital gains. **Past performance is not indicative of future results. Index performance may differ from fund performance. Please call 855-427-7360 for fund performance once available.**

FTWO Index - BFAANGST    S&P Global Natural Resources Total Return Index - SPGNRUT INDEX

**Investors should consider the investment objectives, risks, charges and expenses carefully before investing. For a prospectus or summary prospectus with this and other information about the Fund, please call 855-427-7360 or visit our website at [www.strivefunds.com](http://www.strivefunds.com). Read the prospectus or summary prospectus carefully before investing.**

### Important Risks

Investments involve risk. Principal loss is possible. **Oil and Gas Sector Risk.** The profitability of companies in the oil and gas sector is related to worldwide energy prices, exploration costs, and production spending. **Aerospace and Defense Sector Risk.** Aerospace and defense companies can be significantly affected by government aerospace and defense regulation and spending policies because companies involved in this industry rely to a significant extent on U.S. (and other) government demand for their products and services. **Nuclear Energy Sector Risk.** The Fund will be sensitive to, and its performance will depend to a greater extent on, the overall condition of nuclear energy companies. **Agriculture Sector Risk.** Economic forces, including forces affecting agricultural markets, as well as government policies and regulations affecting agriculture companies, could adversely impact the Fund's investments. Agricultural and livestock production and trade flows are significantly affected by government policies and regulations. **Gold and Precious Metals Risk.** The Fund will be sensitive to changes in the overall condition of the gold, precious metals and mining sector. **Foreign Investment Risk.** Returns on investments in foreign securities could be more volatile than, or trail the returns on, investments in U.S. securities. Investments in or exposures to foreign securities are subject to special risks, including risks associated with foreign securities generally, such as differences in information available about issuers of securities and investor protection standards applicable in other jurisdictions; capital controls risks, including the risk of a foreign jurisdiction imposing restrictions on the ability to repatriate or transfer currency or other assets; currency risks; political, diplomatic and economic risks; regulatory risks; and foreign market and trading risks, including the costs of trading and risks of settlement in foreign jurisdictions. **Non-Diversification Risk.** Because the Fund is non-diversified, it may be more sensitive to economic, business, political or other changes affecting individual issuers or investments than a diversified fund, which may result in greater fluctuation in the value of the Fund's Shares and greater risk of loss. **Index Calculation Risk.** The Index relies on various sources of information to assess the criteria of issuers included in the Index, including fundamental information that may be based on assumptions and estimates. Neither the Fund, the Adviser, the Sub-Adviser nor the Index Provider can offer assurances that the Index's calculation methodology or sources of information will provide a correct valuation of securities, nor can they guarantee the availability or timeliness of the production of the Index. **New Fund Risk.** The Fund is a recently organized management investment company with no operating history. As a result, prospective investors have no track record or history on which to base their investment decision. There can be no assurance that the Fund will grow to or maintain an economically viable size. **Concentration Risk.** In following its methodology, the Index will be concentrated to a significant degree in securities of issuers located in the Fuel, Aerospace, Agriculture and Gold sectors. By concentrating its investments in the Fuel, Aerospace, Agriculture and Gold sectors, the Fund may face more risks than if it were diversified broadly over numerous industries or groups of industries. **Geopolitical/Natural Disaster Risks.** The Fund's investments are subject to geopolitical and natural disaster risks, such as war, terrorism, trade disputes, political or economic dysfunction within some nations, public health crises and related geopolitical events, as well as environmental disasters, epidemics and/or pandemics, which may add to instability in world economies and volatility in markets. The impact may be short-term or may last for extended periods.

The Strive ETFs are distributed by Quasar Distributors, LLC.

### Glossary

**Bloomberg FAANG 2.0 Select Index Index:** tracks the performance of companies that are engaged in national and natural resource security. Companies must have their primary business activities involved in Fuel (F), Aerospace & Defense (A), Agriculture (A), Nuclear and Renewable Energy (N), and Gold and Other Base & Precious Metals (G).

**Market Price:** The current price at which shares are bought and sold. Market returns are based upon the last trade price.

**NAV:** The dollar value of a single share, based on the value of the underlying assets of the fund minus its liabilities, divided by the number of shares outstanding. Calculated at the end of each business day.