



Data as of 3/31/24

WHY INVEST IN BUXX

 **U.S. dollar denominated assets with a duration of less than one year** to minimize price volatility and maintain portfolio liquidity.

 **Unlock value through an unwavering commitment to shareholder primacy:** sector allocation and security selection solely based on credit risk and asset price.

 **Securitized products overweight increases yield while maintaining or improving credit quality versus peer funds.**

 **Investment Grade assets in Structured Credit and IG Corporate sectors** to help provide durable enhanced yield and outperformance over a full market cycle.

FUND DESCRIPTION

BUXX is an actively managed exchange-traded fund (ETF) that seeks to provide short-term investment grade assets in structured credit and investment grade corporate sectors to provide durable enhanced yield and outperformance over a full market cycle.

KEY DETAILS

Ticker	BUXX
CUSIP	02072L 441
Expense Ratio	0.25%
Primary Exchange	NYSE Arca
Category	Ultrashort Bond
Inception Date	08/10/2023
Benchmark	Bloomberg US T-Bills (LD20TRUU)
SEC 30 Day Yield	5.59%
Effective Duration	0.75

TOP 10 HOLDINGS*

Name	Weight (%)	Class
B 06/06/24	2.23	Treasury
B 08/22/24	2.21	Treasury
Forward cash	1.81	Cash
FHMS K047 A2	1.77	Agency
FHMS K045 A2	1.26	Agency
FHMS KF48 A	1.23	Agency
FHMS K731 A2	1.19	Agency
FHMS KF59 A	1.14	Agency
FHMS KF96 AL	1.12	Agency
FHMS K727 A2 2.946	1.12	Agency

SECTOR BREAKDOWN*

Sector	Weight (%)
Corp IG	27.21
ABS	26.44
CMBS Agy	19.07
CLO	9.17
NA RMBS	8.76
Treasury	7.53
Cash	1.81

Credit Rating

Credit Rating	Allocation (%)
AAA	51.21
AA	9.08
A	18.88
BBB	20.83
Total	100

PERFORMANCE

	1 Year	3 Year	5 Year	10 Year	Since Inception
NAV	—	—	—	—	4.32%
Market Price	—	—	—	—	4.38%
Benchmark	—	—	—	—	3.50%

The performance data quoted represents past performance. Past performance does not guarantee future results. The investment return and principal value of an investment will fluctuate so that an investor's shares, when sold or redeemed, may be worth more or less than their original cost and current performance may be lower or higher than the performance quoted. Performance current to the most recent month-end can be obtained by calling 855-427-7360.

Data as of 03/31/24

Growth of \$10,000 Since August 31, 2023

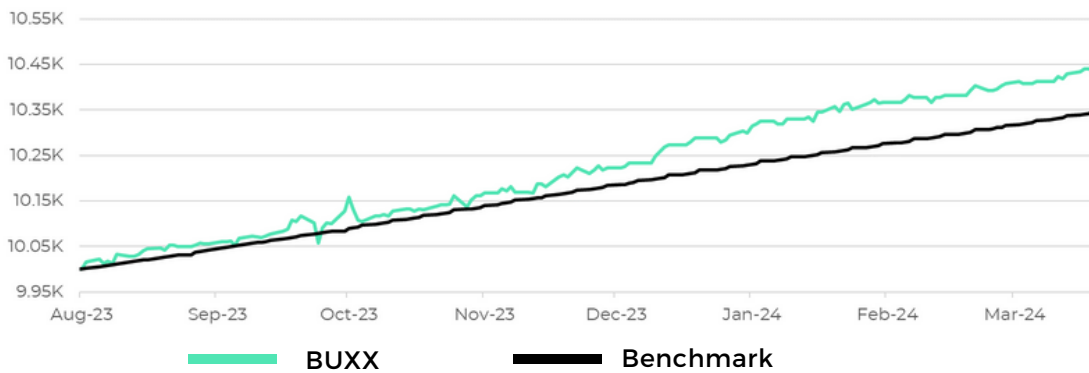


Chart reflects growth of a hypothetical \$10,000 investment and assumes reinvestment of dividends and capital gains. **Past performance is not indicative of future results. Index performance may differ from fund performance. Indexes are not managed, and one cannot invest directly into an index**

Investors should consider the investment objectives, risks, charges and expenses carefully before investing. For a prospectus or summary prospectus with this and other information about the Fund, please call 855-427-7360 or visit our website at www.strivefunds.com. Read the prospectus or summary prospectus carefully before investing.

Important Risks

Investments involve risk. Principal loss is possible. **Interest Rate Risk.** Interest rate risk is the risk that fixed income securities will decline in value because of an increase in interest rates and changes to other factors, such as perception of an issuer's creditworthiness. Funds with higher durations generally are subject to greater interest rate risk. For example, the price of a security with a seven-year duration would be expected to drop by approximately 7% in response to a 1% increase in interest rates. **Mortgage-Backed and Asset Backed Securities Risk.** Mortgage-backed and asset-backed securities represent interests in "pools" of mortgages or other assets, including consumer loans or receivables held in trust. Mortgage-backed securities are subject to "prepayment risk" (the risk that borrowers will repay a loan more quickly in periods of falling interest rates) and "extension risk" (the risk that borrowers will repay a loan more slowly in periods of rising interest rates). **Illiquid Investments Risk.** The Fund may, at times, hold illiquid investments, by virtue of the absence of a readily available market for certain of its investments, or because of legal or contractual restrictions on sales. The Fund could lose money if it is unable to dispose of an investment at a time or price that is most beneficial to the Fund. **New Fund Risk.** The Fund is a recently organized management investment company with no operating history. As a result, prospective investors have no track record or history on which to base their investment decision. There can be no assurance that the Fund will grow to or maintain an economically viable size. **Non-Diversification Risk.** Because the Fund is non-diversified, it may be more sensitive to economic, business, political or other changes affecting individual issuers or investments than a diversified fund, which may result in greater fluctuation in the value of the Fund's Shares and greater risk of loss. **Management Risk.** The Fund is actively managed and the Sub-Advisers' ability to choose suitable investments and implement the strategies described above has a significant impact on the ability of the Fund to achieve its investment objectives. In addition, there is the risk that the investment process, techniques and analyses used by the Sub-Advisers will not produce the desired investment results and the Fund may lose value as a result.

Credit Rating - Ratings provided by S&P, Moody's, Fitch, KBRA, DBRS Morningstar, Egan-Jones, and AM Best. Ratings are expressed as letters ranging from AAA, which is the highest grade, to D, which is the lowest grade. If the rating agencies rate a security differently, the adviser uses the highest rating. When a rating agency has not issued a formal rating, the adviser will classify the security as nonrated.

The Strive ETFs are distributed by Quasar Distributors, LLC. Shares of ETFs are bought and sold at market price (not NAV) and are not individually redeemed from the fund. Any applicable brokerage commissions will reduce returns.

Glossary

Bloomberg US Aggregate Bond Index: broadly tracks the performance of the U.S. investment-grade bond market.

Market Price: The current price at which shares are bought and sold. Market returns are based upon the last trade price.

NAV: The dollar value of a single share, based on the value of the underlying assets of the fund minus its liabilities, divided by the number of shares outstanding. Calculated at the end of each business day.

Effective Duration: Measures a portfolio's sensitivity to changes in interest rates. Generally, the longer the effective duration, the greater the price change relative to interest rate movements

SEC 30-Day Yield: The yield is calculated with a standardized formula and represents net investment income earned by a fund over a 30-day period, expressed as an annual percentage rate based on the fund's share price. The yield includes the effect of any fee waivers and/or reimbursements. Without waivers, yields would be reduced. This is also referred to as the "standardized yield", "30-Day Yield" and "Current Yield".

Not FDIC Insured. No Bank Guarantee. May Lose Value

ir@strive.com • 855-427-7360 • strive.com