

Data as of 12/31/25

WHY INVEST IN STXI



Diversified international exposure to the large- and mid-cap corporations in developed markets outside the US



Unlock value via our commitment to shareholder primacy achieved through using our voice and vote to lead companies to focus on excellence.



Cost efficient: Active engagement with management teams and boards to create value, for low-cost index fee.



Core portfolio position: Use STXI as the core international developed markets holding in your portfolio to seek global equity exposure, while better aligning proxy voting with client interests.

FUND DESCRIPTION

STXI is a passively managed exchange-traded fund (ETF) that seeks to provide diversified exposure to international large- and mid-cap developed markets, excluding US securities.

KEY DETAILS

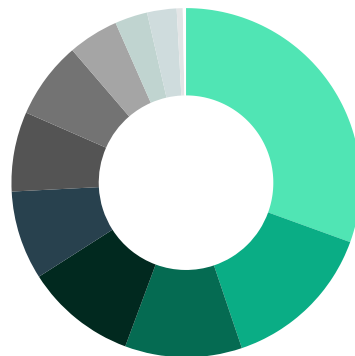
Ticker	STXI
CUSIP	02072L524
Expense Ratio	0.29%
Primary Exchange	NYSE
Category	Developed Markets
Inception Date	06/25/2024
Benchmark	Bloomberg Developed Markets ex US Large & Mid Cap Total Return Index (DMXUT)

TOP 10 HOLDINGS*

Company	Weight (%)
ASML Holding NV	2.37%
Roche Holding AG	1.68%
AstraZeneca PLC	1.62%
HSBC Holdings PLC	1.58%
Novartis AG	1.56%
SAP SE	1.51%
Nestle SA	1.47%
Royal Bank of Canada	1.30%
Toyota Motor Corp	1.27%
Siemens AG	1.27%

SECTOR BREAKDOWN*

	Weight (%)
Financials	30.53%
Industrials	14.29%
Health Care	10.84%
Technology	10.29%
Consumer Staples	8.24%
Materials	7.38%
Consumer Discretionary	7.14%
Energy	4.68%
Communications	3.02%
Utilities	2.73%
Real Estate	0.56%
Other	0.30%



PERFORMANCE

	1 Year	3 Year	5 Year	10 Year	Since Inception
NAV	31.72%	—	—	—	18.55%
Market Price	30.88%	—	—	—	18.37%
Benchmark	32.46%	—	—	—	19.82%

The performance data quoted represents past performance. Past performance does not guarantee future results. The investment return and principal value of an investment will fluctuate so that an investor's shares, when sold or redeemed, may be worth more or less than their original cost and current performance may be lower or higher than the performance quoted. Performance current to the most recent month-end can be obtained by calling 855-427-7360. Short term performance, in particular, is not a good indication of the fund's future performance, and an investment should not be made based solely on returns.

Data as of 12/31/25

Growth of \$10,000 Since June 26, 2024

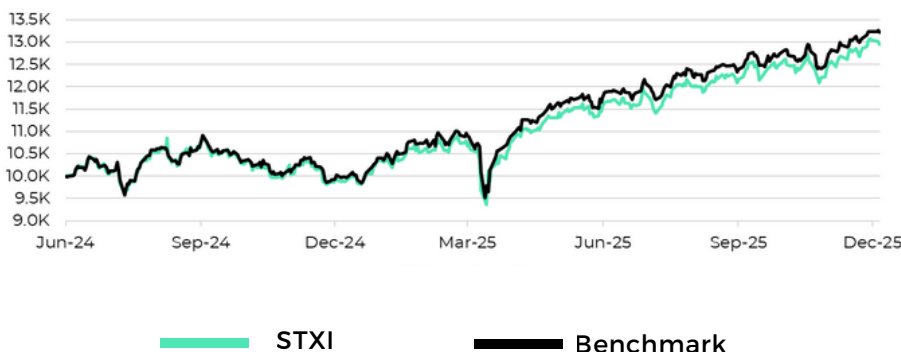
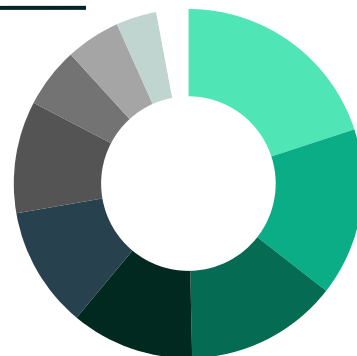


Chart reflects growth of a hypothetical \$10,000 investment and assumes reinvestment of dividends and capital gains. **Past performance is not indicative of future results. Index performance may differ from fund performance. Indexes are not managed, and one cannot invest directly into an index.**

TOP 10 COUNTRIES*

Weight (%)

Japan	18.18%
Britain	14.15%
Canada	12.86%
France	10.38%
Switzerland	10.20%
Germany	9.44%
Australia	5.08%
Netherlands	4.60%
Spain	3.42%
Italy	2.69%



*subject to change

Investors should consider the investment objectives, risks, charges and expenses carefully before investing. For a prospectus or summary prospectus with this and other information about the Fund, please call 855-427-7360 or visit our website at www.strivefunds.com. Read the prospectus or summary prospectus carefully before investing.

Important Risks

Investments involve risk. Principal loss is possible. **Developed Markets Risk.** Developed market countries generally tend to rely on the services sectors (e.g., the financial sector) as the primary source of economic growth and may be susceptible to the risks of individual service sectors. Many developed market countries have heavy indebtedness, which may lead downward pressure on the economies of these countries. As a result, it is possible that interest rates on debt of certain developed countries may rise to levels that make it difficult for such countries to service high debt levels without significant help from other countries or from a central bank. Developed market countries generally are dependent on the economies of certain key trading partners. Changes in any one economy may cause an adverse impact on several developed countries. **Equity Investing Risk.** An investment in the Fund involves risks similar to those of investing in any fund holding equity securities, such as market fluctuations, changes in interest rates and perceived trends in stock prices. The values of equity securities could decline generally or could underperform other investments. **Passive Investment Risk.** The Fund is not actively managed, and the Sub-Adviser will not sell any investments due to current or projected underperformance of the securities, industries or sector in which it invests, unless the investment is removed from the Index, sold in connection with a rebalancing of the Index as addressed in the Index methodology, or sold to comply with the Fund's investment limitations (for example, to maintain the Fund's tax status). The Fund will maintain investments until changes to its Index are triggered, which could cause the Fund's return to be lower than if the Fund employed an active strategy. **Tracking Error Risk.** As with all index funds, the performance of the Fund and its respective Index may differ for a variety of reasons. For example, the Fund incurs operating expenses and portfolio transaction costs not incurred by the Index. In addition, the Fund may not be fully invested in the securities of the Index at all times or may hold securities not included in the Index. **Index Calculation Risk.** The Index relies on various sources of information to assess the criteria of issuers included in the Index, including fundamental information that may be based on assumptions and estimates.

Shares of ETFs are bought and sold at market price (not NAV) and are not individually redeemed from the fund. Any applicable brokerage commissions will reduce returns.

The Fund is distributed by PINE Distributors LLC. The Fund's investment adviser is Empowered Funds, LLC, which is doing business as ETF Architect. Strive Asset Management, LLC serves as the Sub-adviser to the Fund. PINE Distributors LLC is not affiliated with ETF Architect or Strive Asset Management, LLC.

Glossary:

Bloomberg Developed Markets ex US Large & Mid Cap Total Return Index: Bloomberg LP ("Bloomberg") is the licensor of The Bloomberg Developed Markets ex US Large & Mid Cap Total Return Index (the "Index"). Bloomberg Developed Markets ex US Large & Mid Cap Total Return Index is a float market-cap-weighted benchmark of mid- and large- cap companies of developed market countries, not including the U.S. capitalization

Market Price: The current price at which shares are bought and sold. Market returns are based upon the last trade price.

NAV: The dollar value of a single share, based on the value of the underlying assets of the fund minus its liabilities, divided by the number of shares outstanding. Calculated at the end of each business day.

Not FDIC Insured. No Bank Guarantee. May Lose Value

ContactUs@strive.com • 855-427-7360 • strive.com

Tracking Number: 559508 | Expiration Date: 4/30/26 | ETFAC-5105839-1/26